

# ETICONTROL

ATS Controller 172

Technical data 175

## ATS CONTROLLER



## ATS controller

### ATS controller (ATC-E, ATC-B)

Applications - Intelligent Power Switch controller ATC is monitoring and controlling device for automatic changeover system ATS (ATS system involves restoration of power consumers by automatically switching to alternative power supply when disconnecting from primary power supply in case of failure and switch back to the primary when stable) for voltages up to 400V. The device is intended for use in all types of industry and controls switching devices such as disconnectors with motor-driven circuit breakers or contactors.

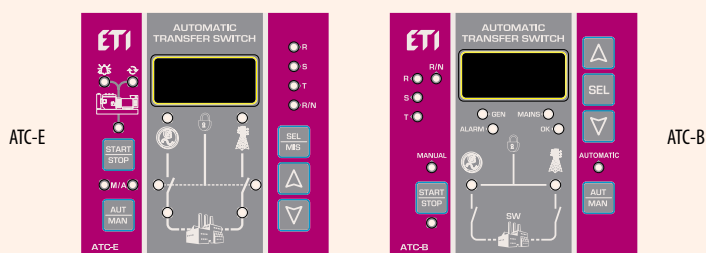


#### LED indication:

- Alarm;
- In function;
- Start generator;
- Manual mode;
- Automatic mode;
- Voltage measured at generator;
- Generator switching device ON;
- Power through generator;
- Voltage measured at grid;
- Grid switching device ON;
- Power through grid;
- L1 (R) indication
- L2 (S) indication
- L3 (T) indication
- Running

#### ATS controller

Type	U <sub>0</sub> (V)	Description	Code	Weight [g]
ATC-E	DC 8-30V	ATS controller ATC-E with alarm contact block	004656574	230
ATC-B	DC 8-30V	ATS controller ATC-B	004656573	200



#### Features:

- LED display with three characters;
- Voltage measured at three phases on;
- network and generator;
- Relay outputs for controlling the switching devices;
- The front panel 96 × 96;
- LED indication - 15 functions;
- Manual or automatic;
- Remote start of the generator;
- Power supply 8-30 V DC

## ATS controller (ATSC25)

### Description

ATSC25 "ATS Controller" in association with an RTSE (Remote transfer switching equipment) forms an ATSE (Automatic transfer switching equipment), the ATSE formed by the association is designed for use in power systems for the safe transfer of a load supply between a normal and alternate source. As a standalone product the ATSC25 is compliant with IEC 61010-2-201.

### Functions:

- Monitoring of the availability of a Normal and Alternate source
- Supply to the controller and switch from the Normal or Alternate source
- Transfer orders to the RTSE and position reception from the RTSE
- Intuitive HMI for emergency/local operation
- Clearly visible and indicated HMI
- Suitable for door mounting on the enclosure or DIN Rail mounting inside the enclosure
- Inherent electrical interlock between position orders
- Monitoring of the RTSE stable positions (I – 0 – II)
- Strait forward installation with effective ergonomics
- Power supply continuity for most Utility / Generator or Utility / Utility network applications when linked to an RTSE (Remotely operated transfer switches).  
\* Programmable with DIP switch settings



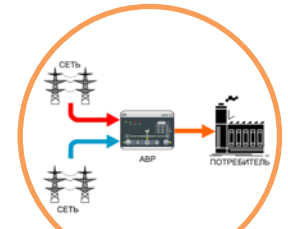
→ Voltage sensing on all phases and phase rotation checking



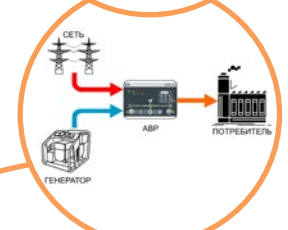
→ Miniature DIP switches make it quick and easy to program the controller as well as identify the current state of the controller settings



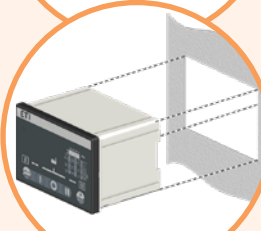
→ Indication of controller status, RS communication, faults and emergency situations



→ Ability to work in Main/Main or Main/Genset networks



→ Door or DIN rail mounting



→ Built-in double power supply to ensure uninterrupted operation of the motorised change over load break switch



→ Fire alarm puts controller in neutral



→ 24 VDC aux power supply (for optional use)

**Features:**

- integrated power supply for MLBS(motorised changeover load break switch) control;
- voltage measurement in three phases @ two networks;
- possibility of power supply 24 V DC;
- Mounting the front panel / TH35 DIN rail;
- operating modes network / network or network / generator;
- input for emergency blocking of the controller (fire input);
- manual or automatic operation;
- visual indication of the connected network;
- self-testing function;
- supply voltage 184-300 V AC;
- Adjustable hysteresis for voltage and frequency.

**ATS controller**

Type	Description	Code	Weight [g]	Packaging [pcs]
ATSC25	Automatic transfer switch controller	004661922	1000	1/18

**Accessories for ATS systems****Accessories - Double power supply unit**

Type	Description	Code	Weight [g]	Packaging [pcs]
ATSDPS	Motor operator supply	004661851	230	1/12

**Use**

Allows an MLBS or ETIBREAK to be supplied by two 230VAC 50/60Hz networks.

**Input**

- The input is considered as "active" from 200 VAC.
- Maximum voltage: 288 VAC.
- Internal protection: each input is fuse protected (3,15 A).
- Connecting to fixed terminals: maximum 6 mm<sup>2</sup>.
- Modular product: 4 module width.